

Modbus Remote IO Module



Smart Agriculture, Smart Building, Smart City, Smart Facility, Smart Farm, Smart Healthcare, Smart Utilities, Smart Transportation, Smart Factory

SKU: STHM-MBIO

Safe Zone

Hazardous Zones

MODBUS RTU REMOTE I/O MODULE STHM-MBIO



STHM-MBIO-H1.PNG

STHM-MBIO is Modbus RTU Remote I/O Module to help PLC/ SCADA/ BMS and any IoTs gateway extend the number of I/O capabilities. STHM-MBIO has a simple but powerful design with 4 AI/DI, 4 DI, 4 Relay, 1 Pulse PWM output, 1 RS485 Master ModbusRTU and 2 RS485 Slave ModbusRTU allow them to connect to more devices such as sensors, meters,... directly and easily. The module with advanced technology provide high stability and reliability, multiple functions and easy installation with DIN rail design. The module can be used in many applications such as machine monitoring, manufacture monitoring, environmental monitoring, smart farms, etc.

Applications

Process Monitoring, Safety Monitoring, Energy Monitoring, Production Monitoring

Notes For Applications

- Modbus Protocol**
Easily integrate to PLC/ SCADA/ BMS system via standard Modbus Protocol
- Multiple I/O**
Multiple I/O like Digital, Analog, Relay, Pulse in one Single Device
- Easy Config**
Easy configuration by Modbus master software on PC
- DIN rail**
DIN rail design for easy mounting

MODBUS RTU REMOTE I/O MODULE IN IP67 POLYCARBONATE BOX



STHM-MBIO-H2.PNG



DAVITEQ TECHNOLOGIES INC

Ho Chi Minh City, VN | Koblenz, DE | Melbourne, AU | Zurich, CH

+84.28.6268.2523 / 6268.2524

info@daviteq.com

www.iot.daviteq.com

Created date: Jul-03-2024


Updated date: Aug-28-2024


1/4


Specification

Digital Inputs	Select 04 or 08 x Ports, opto-coupler, 4.7k Ω input resistance, 5000V rms isolation, Logic 0 (0~1VDC), Logic 1 (5~24VDC), Functions: logic status 0/1 or Pulse counting (32-bit counter with max 2kHz pulse)
Analog Inputs	04 x Ports, select between 0~10VDC input or 0~20mA input, 12-bit Resolution, can be configured as Digital input by DIP switch (max 10VDC input)
Relay Output	Select 04 or 08 x Ports, electro-mechanical Relays, SPDT, contact rating 24VDC/ 2A or 250VAC/ 5A, LED indicators, Latch control enable
Pulse Output	01 x Ports, open-collector, opto-isolation, max 10mA and 80VDC, On/Off control, Pulser (max 2.5kHz, max 65535 Pulses) or PWM (max 2.5kHz)
Communication	02 x ModbusRTU-Slave, 01 x ModbusRTU-Master, RS485, speed 9600 or 19200, LED indicator
Reset button	For resetting 02 x RS485 Slave port to default setting (9600, None parity, 8-bit)
Power supply	9~36VDC
Consumption	80mA @ 24VDC supply
Mounting type	DIN rail
Terminal Block	pitch 5.0mm, rating 300VAC, wire size 12~24AWG
Working temperature/humidity	0~60°C/ 95% RH non-condensing
Dimension	H87 × W117 × D42
Net weight	80g

DAVITEQ TECHNOLOGIES INC

 Ho Chi Minh City, VN | Koblenz, DE | Melbourne, AU | Zurich, CH

 +84.28.6268.2523 / 6268.2524

 info@daviteq.com

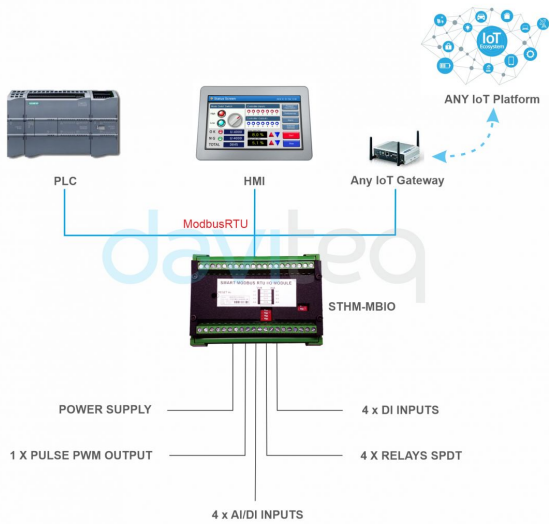
www.iot.daviteq.com

Created date: Jul-03-2024

Updated date: Aug-28-2024

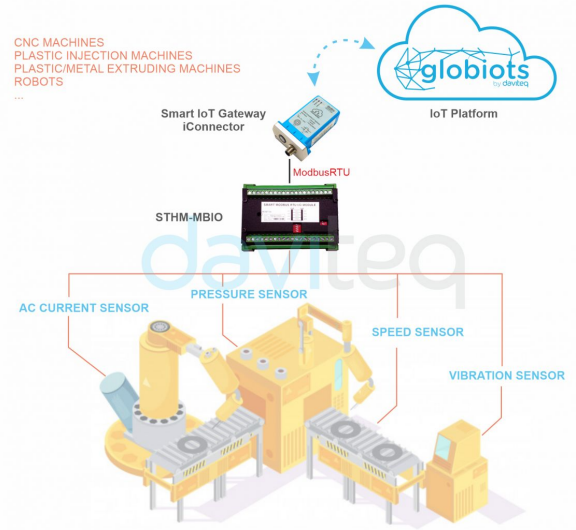
2/4

USING I/O MODULE for Any PLC, HMI or IoT Platform




STHM-MBIO-H3.PNG

MACHINES / EQUIPMENTS CONDITION MONITORING




STHM-MBIO-H4.PNG

SMART AGRICULTURE / SMART FARM / ENVIRONMENTAL MONITORING



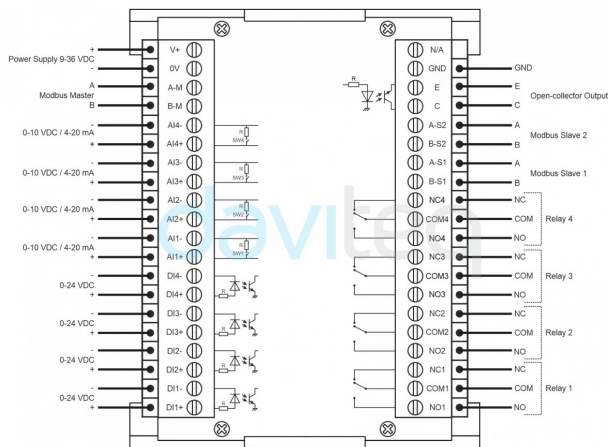
STHM-MBIO-H5.PNG

INTERNAL WIRING



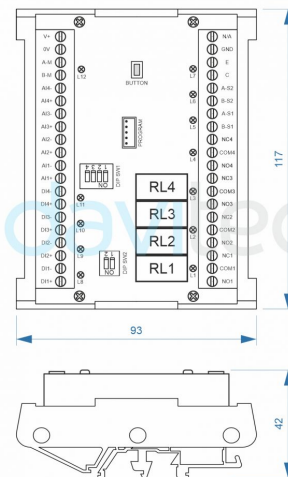
STHM-MBIO-H6.PNG

TERMINAL ASSIGNMENT



STHM-MBIO-H7.PNG

DIMENSION DRAWINGS OF I/O MODULE (UNIT: MM)



STHM-MBIO-H8.PNG

DAVITEQ TECHNOLOGIES INC

Ho Chi Minh City, VN | Koblenz, DE | Melbourne, AU | Zurich, CH

+84.28.6268.2523 / 6268.2524

info@daviteq.com

www.iot.daviteq.com


Created date: Jul-03-2024


Updated date: Aug-28-2024


Ordering Information

ITEM CODES	DESCRIPTIONS
STHM-MBIO-4AI4DI4RL-NR	RS485/ ModbusRTU Remote I/O Module, 4AI/DI, 4DI, 4xRelay, 1xPulse Output
STHM-MBIO-8DI8RL-01	RS485/ ModbusRTU Remote I/O Module, 8DI opto-coupler, 8xRelay SPDT
STHM-MBIO-4AI4DI4RL-DC-IP67	RS485/ ModbusRTU Remote I/O Module, 4AI/DI, 4DI, 4xRelay, 1xPulse Output, 9~36VDC power supply in IP67 Polycarbonate box
STHM-MBIO-4AI4DI4RL-AC-IP67	RS485/ ModbusRTU Remote I/O Module, 4AI/DI, 4DI, 4xRelay, 1xPulse Output, 100~240VAC power supply in IP67 Polycarbonate box
ACCESSORIES	
RS485-FM12-USB-1	RS485/ USB multi-purpose Configuration cable with connector m12 male, female and flying leads, with Power adapter 12VDC/ 2.0A
Notes	<p>* Purchase configuration cable RS485-FM12-USB-1 for off-line configuration of I/O Module</p> <p>** It is possible to use Wireless Bridges WS433-BL for wireless RS485 connection between IO Module and PLC/ SCADA or Modbus master device</p> <p>*** For connecting to Globiots platform for data logging, remote monitoring & controls, you can use IO module with iConnector STHC</p> <p>**** IO module can be used with Controller AZ128 as I/O port extension for AZ128</p>

DAVITEQ TECHNOLOGIES INC

 Ho Chi Minh City, VN | Koblenz, DE | Melbourne, AU | Zurich, CH

 +84.28.6268.2523 / 6268.2524

 info@daviteq.com

www.iot.daviteq.com

Created date: Jul-03-2024

Updated date: Aug-28-2024

4/4